



# The Vessel Safety Check for Paddling Smart!

Presented by:

Michael J. Lauro

Vessel Examiner

United States Coast Guard Auxiliary

*A SmartStart for Paddlers!*

*American Canoe Association*



# WELCOME



Produced under a grant from the Aquatic Resources (Wallop/Breaux) Trust Fund administered by the U.S. Coast Guard.

© American Canoe Association



A SmartStart for Paddlers!

American Canoe Association

# Know Before You Go!

Let others know about your float trip.

Know the waters you plan to float.

Changes in weather can affect your trip.

MAPS & GUIDES

FLOAT PLAN

WEATHER REPORT



A SmartStart for Paddlers! 

American Canoe Association

*Be alert. Be safe. Be secure.*

# Help Keep America Safe

## WARNING!


**Do not approach within 100 yards of any U.S. naval vessel.** If you need to pass within 100 yards of a U.S. naval vessel in order to ensure a safe passage in accordance with the Navigation Rules, you must contact the U.S. naval vessel or the Coast Guard escort vessel on VHF-FM channel 16.

**You must operate at minimum speed within 500 yards of any U.S. naval vessel** and proceed as directed by the Commanding Officer or the official patrol.

Violations of the Naval Vessel Protection Zone are a felony offense, punishable by up to 6 years in prison and/or up to \$250,000 in fines.



OPERATE AT MINIMUM SPEED



A SmartStart for Paddlers!

American Canoe Association


# Be Considerate of Others



Give others the room they need.



Keep the scene clean and pick-up all litter.



A SmartStart for Paddlers!

American Canoe Association

# Pay Attention!

Stay alert and be ready to move out of danger.



FLASHLIGHT



WHISTLE



HORN

**STAY VISIBLE:**  
others  
may  
not  
see you.



A SmartStart for Paddlers!

American Canoe Association

# Never Boat Under the Influence



A group of paddlers is safer, but this should not be a drinking party!



A SmartStart for Paddlers! 

American Canoe Association

# WEAR IT!

Be safe,  
keep your  
lifejacket  
snug.



Buckle-up!

Zip-up!

The right fit  
provides  
the right  
flotation.



It doesn't  
work if  
you don't  
wear it!





A SmartStart for Paddlers! 


American Canoe Association

# PFD TYPES

Read the life jacket's label.



**Type 1:**  
Intended for offshore use. Because of their bulk, they are not recommended for paddlers.



**Type 2:**  
Near-shore buoyancy vests. They are not recommended for paddlers.



**Type 3:**  
Flotation Aid. They are recommended for paddlers.



**Type 4:**  
Throwable devices. These are not required on canoes or kayaks.



**Type 5:**  
These are special use life jackets. They may be appropriate and recommended for certain uses by paddlers.



A SmartStart for Paddlers!

American Canoe Association

# Dress for Safety

*Be prepared to be safe.*

*Be prepared to enjoy your trip.*

*What waters do you expect to paddle and are you prepared?*

Touring


Whitewater



A SmartStart for Paddlers! 

American Canoe Association

# Cold Water



**AVOID HYPOTHERMIA!**



A SmartStart for Paddlers! 


American Canoe Association

# Boarding

*Be a steady influence on your partner!*



*Keep at least three points of contact and stay low for balance.*



A SmartStart for Paddlers!

American Canoe Association

# Keep It Stable!

Keep your weight low and balanced over the centerline of the boat.

**DANGER**

Leaning shoulders outside the edge of the boat can lead to capsize.

WHIN REACH



A SmartStart for Paddlers!

American Canoe Association

# Weather and Waves

If waves do kick up,  
take them at an angle to stay dry.




A SmartStart for Paddlers!

American Canoe Association

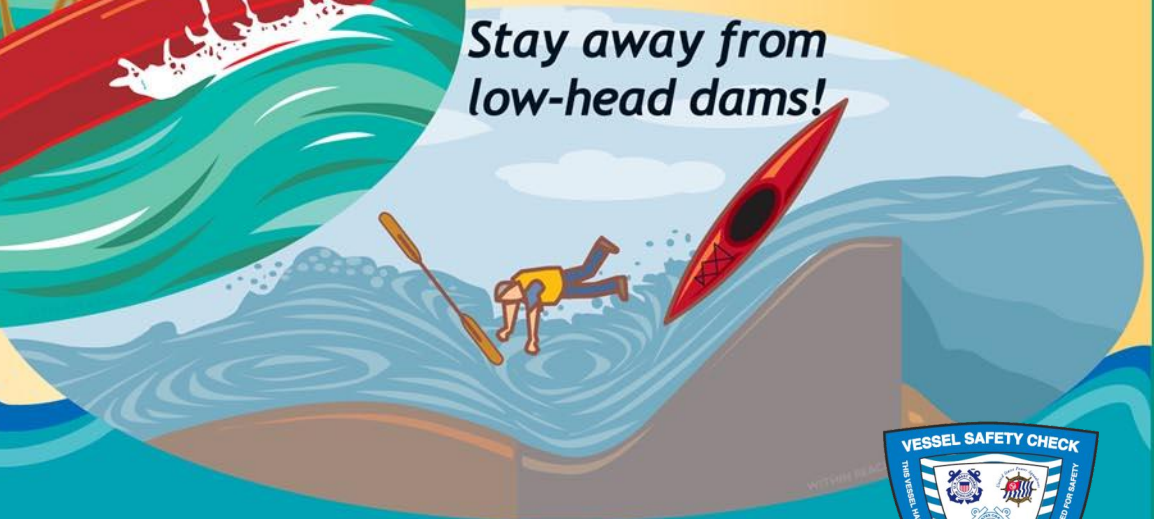
# HAZARDS

Stay away from strainers!



These extreme conditions are dangerous—avoid them. When in doubt, scout!

Stay away from low-head dams!

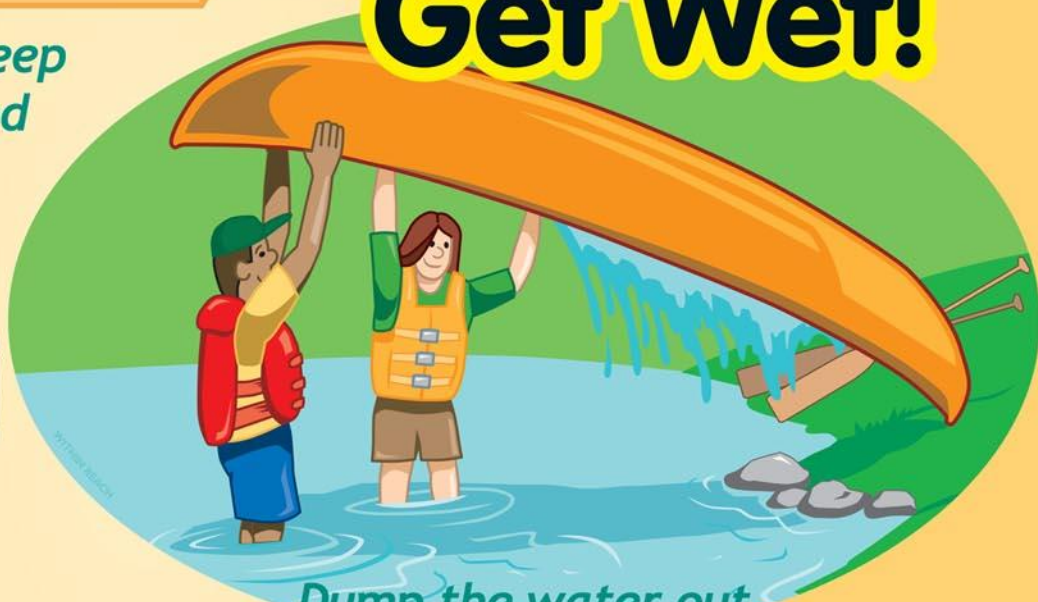


A SmartStart for Paddlers!

American Canoe Association

# Plan to Get Wet!

If you fall out in current, keep your feet on the surface and swim to shore.



Dump the water out, re-enter and you're on your way.





A SmartStart for Paddlers!

American Canoe Association

# Practice Re-entry



A SmartStart for Paddlers!

American Canoe Association

# Kayaking is Easy and Fun!



A SmartStart for Paddlers!

American Canoe Association

# Canoeing is Easy and Fun!



A SmartStart for Paddlers!

American Canoe Association

# The Law and You



*Officers can provide regulatory information, valuable reports on current water conditions and other useful information.*

*It is your responsibility to know the regulations which apply to where you boat.*



A SmartStart for Paddlers! 

American Canoe Association

Learn more!

[www.acanet.org](http://www.acanet.org) or at 1-703-451-0141




Outdoor activities are an assumed risk sport. This presentation cannot take the place of appropriate instruction for paddling, swimming, or lifesaving techniques. Every effort has been made to make this guide as accurate as possible, but it is the ultimate responsibility of the paddler to judge his or her ability and act accordingly.

# Know and Enjoy More!



*The more you learn, the safer you'll be and the more fun you'll have!*



# Vessel Safety Check Saves Lives!

